




HIGH **LIGHTING** DESIGN

MOONLINE
CAVATORTAINTEGRATEDSYSTEM





NEW FENCING **NEW EMOTIONS**

MOONLINE is a revolutionary product.

Behind formal research lies the will to review the actual concept of “fencing”:

no longer a mere element to separate the inside from the outside, **MOONLINE** creates uninterrupted spaces.

Architecture and design extend from the interior to the exterior transforming it into a minimalist “place of communication”;

linear designs are dotted with luminous posts and LED technology is applied according to the latest car design trends.

The integrated and modular **MOONLINE** system is the maximum expression of the “made in Italy” label and

the result of Cavatorta’s know how; **MOONLINE** is a new way of protecting your spaces:

light outlines the contour becoming a safety element (it can be integrated with other systems thanks to the “active” posts).

A selection of shapes, colours and light intensities is available for a system in harmony with architectural structures and personal tastes.


Beautiful during the day and fascinating at night. Always safe.

MOONLINE, never seen before.

MOONLINE  **CAVATORTA INTEGRATED SYSTEM**

MESH

The panels are made of different sized mesh: the width increases and decreases progressively for maximum safety performance and original design. The double horizontal wire guarantees excellent panel stiffness.




POSTS

The posts have been designed to hide the fixing elements and the ground anchoring system: the result is a clean and essential look never seen before.



CORNERS

Corner posts have been eliminated: the corners are created using special preformed mesh panels. The aesthetic effect is inspired by the severe geometries of the Bauhaus style.



GATES

The design of the gates is different for each line: sophisticated during the day and high safety performance at night thanks to the special lighting.



COLOURS

All the elements of the two **O TYPE** and **Q TYPE** lines are available in four colours for solutions in harmony with the architectural structures: **Pure White, Racing Green, Silver** and **Antraxit**.



The revolution of the fencing sector. The differentiated mesh characterized by its exclusive “wave” effect”, the essential look of the posts with concealed fixing elements, corners without visual interruptions and gates which are “works of art” are combined to create absolutely innovative and refined effects.



NIGHTVIEWLIGHTREVELATIONS


POSTS

Lighting design applied to the posts: lighting points increase safety and can be integrated with additional systems thanks to the wiring inside the posts.



GATES

The light outlines the gates with geometric shapes for improved functional and aesthetic characteristics. Increased safety at the access places and unique elegance.




LEDTECH

MOONLINE exploits LED technology which guarantees long duration, low consumption and high luminosity. The lighting points can be controlled using the control unit to adjust the intensity and colour effects.



The night is tinged with safety. The light of the **MOONLINE** system outlines the perimeter areas and the access places creating elegant and fascinating effects.

Light, the first defence against external threats, is transformed into a decorative design element.






CIRCLEBASED

TYPE





CIRCLEBASED O TYPE



The **O TYPE** line is based on the geometric shape of a circle.

The structure of the posts, the rounded corner panels and the patterns on the gate are inspired by the soft round shape of a circle. Ideal for those who like curved yet essential lines.

The exclusive differentiated mesh offers elegance, great reliability and resistance.






TYPE





SQUAREBASED







SQUAREBASED



The **Q TYPE**, line is based on squared shapes which are reproduced in the posts, 90° corner panels and gate pattern. Dedicated to those who love strong and defined shapes.

The exclusive differentiated mesh of the **Q TYPE** line offers elegance, great reliability and resistance.



O TYPE

TECHFEATURES

O/Q COLOURS

- ☐ Pure White
- ☒ Racing Green
- ☐ Silver
- ☐ Antraxit


Epoxy powder coating.
All items are supplied
in 4 colours.



Environment friendly:

Cavatorta powder coating is part of the Eco-Sustainable program developed by Cavatorta thanks to the absence of solvent fumes and the reutilisation of almost all of the powders used in the coating process. The powders used by Cavatorta are non-toxic and without any dangerous substances such as lead which could be harmful to both people and environment.

PANELS



250 cm

Modular panel made of electro-welded galvanized steel wire (vertical wires Ø 5 mm, Ø 6 mm double horizontal wires) painted in 4 colours with rectangular, different sized mesh.

H cm	L cm
120	250
150	250
180	250

POSTS 80 FENCE

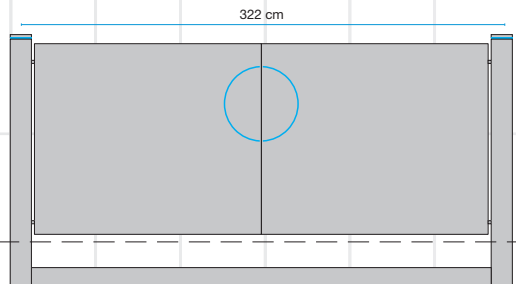
H cm	Ø mm
131	80
161	80
191	80

POSTS 160 GATE

H cm	Ø mm
141	160
171	160
201	160

Round painted steel posts with a diameter of Ø 80 mm and Ø 160 mm with concealed panel fixing system. Built-in LED lighting.

GATES




322 cm

DRIVEWAY GATE

H cm	L cm
125	322
155	322
185	322

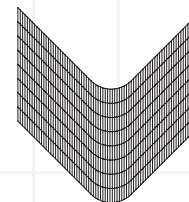
Double driveway gates with steel frames and steel locks with a built-in LED lighting.

CORNERS



100 cm

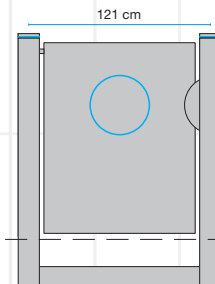
100 cm



H cm	L cm
120	100x100
150	100x100
180	100x100

Angular modular panel made out of galvanized steel wires (vertical wires Ø 5 mm, Ø 6 mm double horizontal wires) with rectangular shaped meshes and fix distance between vertical wires.

PEDESTRIAN GATE

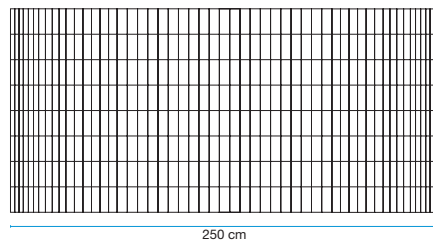


121 cm

H cm	L cm
125	121
155	121
185	121

Pedestrian gates with steel frames and steel locks with a built-in LED lighting.

PANELS



H cm	L cm
120	250
150	250
180	250

Modular panel made of electro-welded galvanized steel wire (vertical wires Ø 6 mm, 8 mm double horizontal wires) painted in 4 colours with rectangular, different sized mesh.

POSTS 80 FENCE

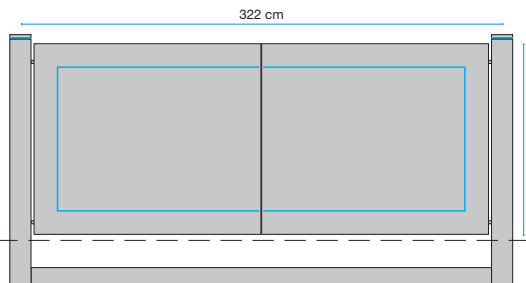
H cm	□ mm
131	80x80
161	80x80
191	80x80

POSTS 150 GATE

H cm	□ mm
141	150x150
171	150x150
201	150x150

Square painted steel posts with size of 80 mm and 150 mm with concealed panel fixing system. Built-in LED lighting.

GATES




DRIVEWAY GATE


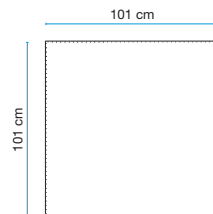
H cm	L cm
125	322
155	322
185	322

Double driveway gates with steel frames and steel locks with a built-in LED lighting.

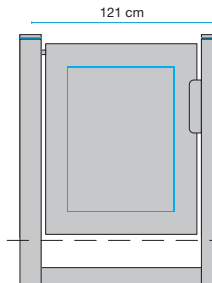
CORNERS



H cm	L cm
120	101x101
150	101x101
180	101x101



Angular modular panel made out of galvanized steel wires (vertical wires Ø 6 mm, Ø 8 mm double horizontal wires) with rectangular shaped meshes and fix distance between vertical wires.



PEDESTRIAN GATE

H cm	L cm
125	121
155	121
185	121

Pedestrian gates with steel frames and steel locks with a built-in LED lighting.


O/Q EXTRA
ACCESSORIES

AUDIO DOOR STATION
LED STREET NUMBER HOLDER
INSTALLATION ACCESSORIES
MOVEMENT SENSOR
HEAT SENSOR

Technical information at: offices@cavatorta.it

The data contained herein has the scope of providing a general description of the product. Therefore, it is the responsibility of the user to ensure that the product and related installation is suitable for the specific application. The manufacturer reserves the right in any moment and without warning to make modifications to the product's characteristics.

TYPE Q





DESIGN by MAXCROCI/VALTERCUGINI for ELLITTICA DESIGN

ENGINEERED and PRODUCED by  **CAVATORTA**

offices@cavatorta.it / www.cavatorta.it

